

Circular Opticlean OC-R-....

Circular Opticlean

Preliminary remark

The Circular Opticlean complements KRANTZ KOMPLEMENTEN's range of ceiling air outlets for diffuse air distribution and offers the following advantages: high level of thermal comfort, very little dirt accumulation on the ceiling, low pressure drop and low sound power level.

Construction design

The Circular Opticlean is designed for mounting in suspended ceiling systems, especially gypsum board ceilings. The circular faceplate **4** has round staggered perforations whose diameter is 3 mm and pitch 6 mm. The Circular Opticlean is connected to the duct system via a flexible duct **9** or a connection box **8**. It is fixed to the ceiling tile using fixing clips **2**.

Mode of operation

The supply air is discharged very uniformly through the perforated faceplate and spreads radially in the horizontal plane. As it induces indoor air, the air flow velocity and the difference in temperature between the supply and indoor air decrease rapidly; this results in low indoor air velocities and uniform indoor air temperatures.

The induced indoor air does not come into contact with the perforated faceplate because a layer builds up under the air outlet and acts as an air cushion. This considerably reduces the dirt accumulation on the ceiling which usually occurs with turbulent-flow air outlets.

Many suspended ceiling systems incorporate lighting fixtures or loudspeakers which look like the Circular Opticlean, so this air outlet fits perfectly in the overall ceiling design.

Applications

- For ceiling heights from 2.5 to 4.5 m
- Maximum temperature difference $\pm 10 \text{ K}^{1)}$
- Volume flow rate range from 25 to 170 l/s [90 to 610 m³/h]
- Also usable as return air inlet ²⁾

Key	3 Fastener for faceplate	6 Stop buffer
1 Air distribution element	4 Perforated faceplate	8 Connection box
2 Fixing clip	5 Clamping screw	9 Flexible duct

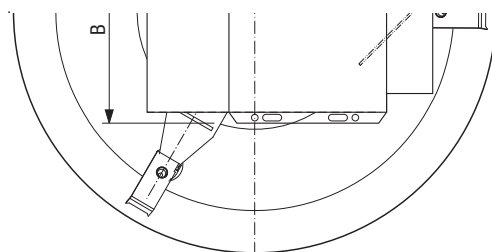
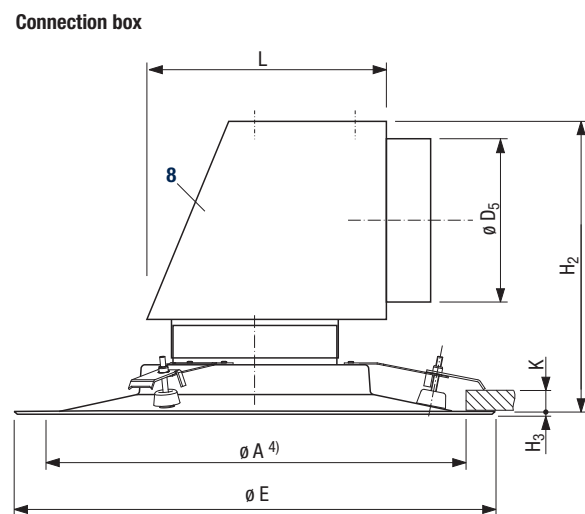
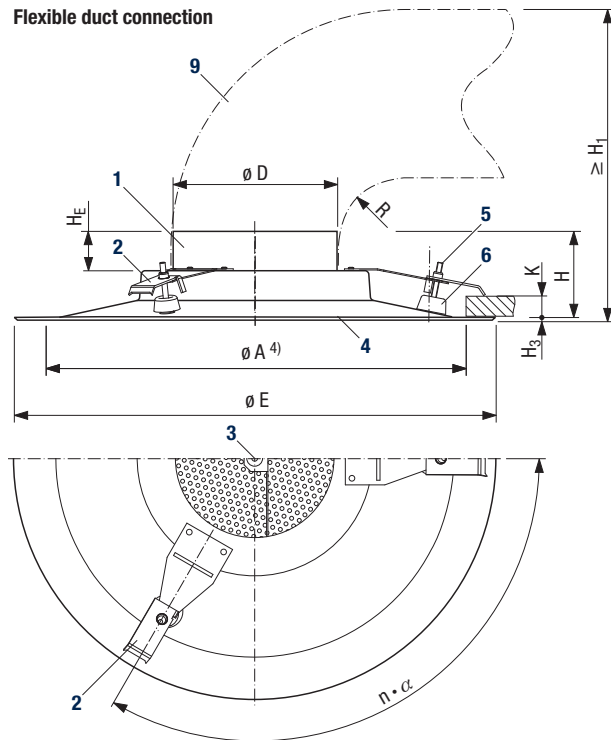
¹⁾ When heating, +10 K with ceiling height up to 3 m, +5 K with ceiling height up to 4.5 m

²⁾ When used as return air inlet, it may get dirty but is easy to clean

³⁾ Other ceiling thicknesses on request

⁴⁾ Ceiling cutout

⁵⁾ The overall height is based on a minimum bending radius of $R/D = 0.5$.
Smaller radii are possible depending on the type of flexible duct used.



Size	Volume flow rate range l/s	Volume flow rate range m ³ /h	ϕD mm	$\phi A^{4)}$ mm	ϕE mm	H mm	H_E mm	$H_1^{5)}$ mm
300	25 – 70	90 – 250	124	300	365	65.5	30.0	250
500	70 – 170	250 – 610	199	490	565	88.2	28.5	385

Size	H_2 mm	H_3 mm	$K^{3)}$ mm	$n \cdot \alpha$ mm	L mm	B mm	ϕD_5 mm	Weight kg
300	220	3.5	10 – 25	$3 \cdot 120^\circ$	190	205	124	1.04
500	320	8.0	10 – 25	$4 \cdot 90^\circ$	265	280	199	2.65

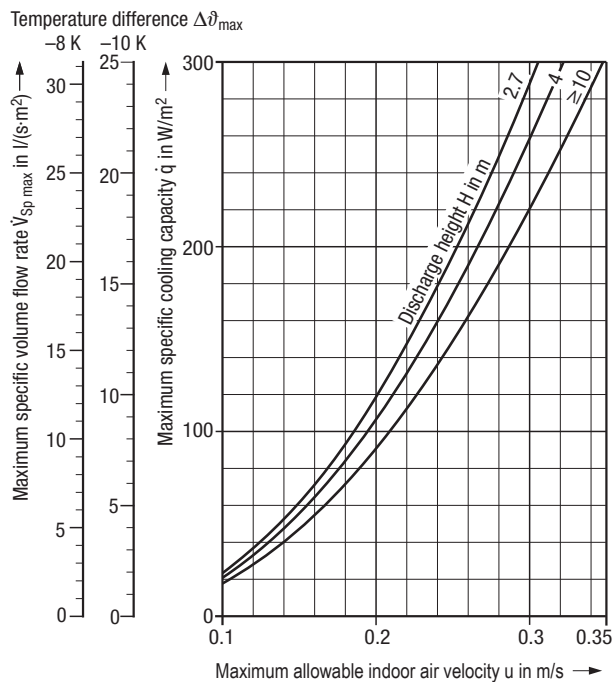
Circular Opticlean

Comfort criteria ¹⁾

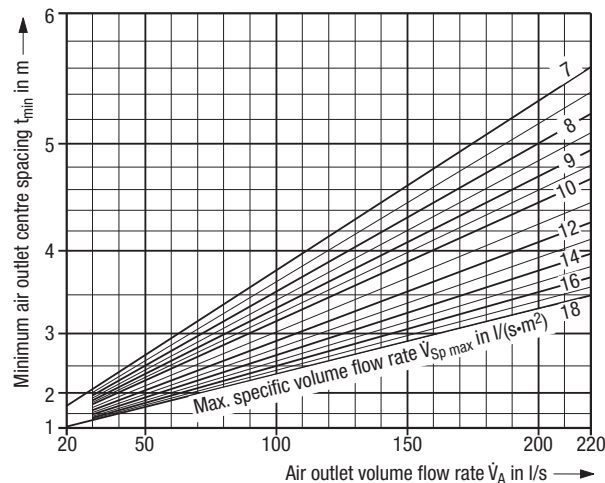
The outlet layout must comply with the maximum allowable indoor air velocities u in the occupied zone in the cooling mode. The indoor air velocity depends on the cooling load that is to be removed from the room. The maximum specific cooling capacity \dot{q} depends on the discharge height and the maximum allowable indoor air velocity u (Graph 1).

Graph 1 enables to determine for the cooling mode the maximum specific volume flow rate $\dot{V}_{Sp\ max}$ in relation to the maximum specific cooling capacity and the maximum temperature difference $\Delta\vartheta_{max}$. The volume flow rate supplied to the room $\dot{V}_{Sp\ tats}$ may not exceed this value.

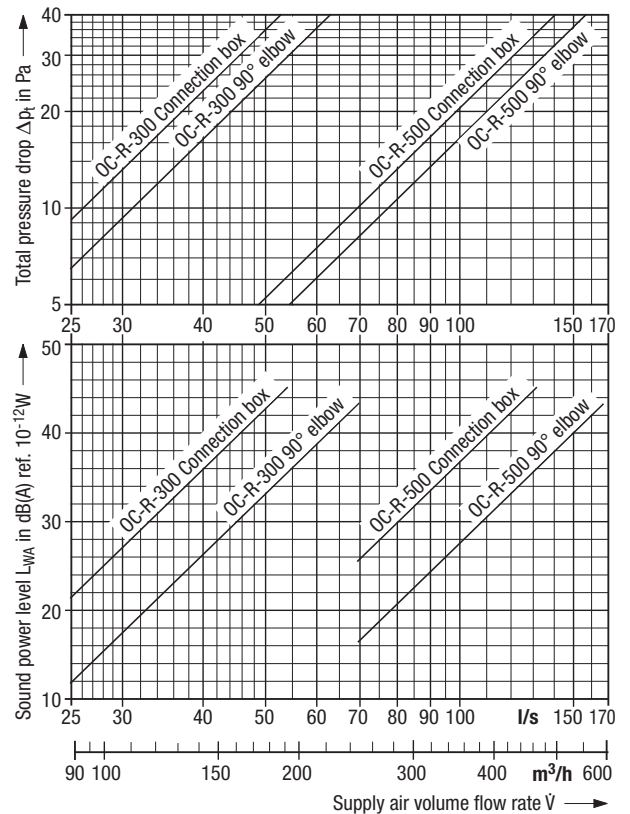
Graph 2 enables to determine the minimum centre spacing between two outlets on the basis of the maximum specific volume flow rate.



Graph 1: Maximum specific volume flow rate



Graph 2: Minimum air outlet centre spacing



Notes: Sound power levels related to octave band centre frequencies are available on request. The above-mentioned values for pressure drop and sound power level apply to the standard design. Values for return air available on request.

Features

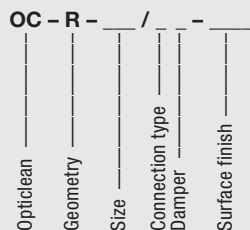
- High level of thermal comfort thanks to diffuse indoor air flow
- Fulfils thermal comfort criteria for commercial applications as defined in EN ISO 7730
- Steady radial air spread
- Very uniform air discharge and formation of an air cushion; as a result, no or only very little dirt accumulation on the ceiling
- For mounting in suspended ceiling systems, e.g. gypsum board ceilings
- For ceiling heights from 2.5 to 4.5 m
- Volume flow rate range from 25 to 170 l/s [90 to 610 m³/h]
- Maximum temperature difference between the supply and indoor air ± 10 K ²⁾
- Also usable as return air inlet
- 2 sizes available: 300 and 500
- Low sound power level
- Low pressure drop
- Suitable for connection to a flexible duct or fitted with a connection box
- Connection box optionally available with volume flow damper adjustable at the connection spigot
- Faceplate and connection box made of galvanized sheet metal
- Air distribution element made of aluminium

¹⁾ See our brochure ref. TB 69 'Layout specifications for thermal comfort'

²⁾ When heating, +10 K up to 3 m ceiling height, +5 K up to 4.5 m ceiling height

Circular Opticlean

Type code



Geometry

R = circular faceplate

Size

300 = Size 300

500 = Size 500

Connection type

0 = no connection piece (suitable for connection to flexible duct)

K = connection box

Damper

0 = no volume flow damper

S = with volume flow damper adjustable at spigot (only for design with connection box)

Surface finish

9010 = face painted to RAL 9010, semi-matt

.... = face painted to RAL

Tender text

.... units

Circular Opticlean with horizontal air discharge, for installation in suspended ceiling systems made from mineral fibre or gypsum board, designed to generate a high-quality indoor air flow at low air velocities and uniform air temperatures; unobtrusive integration into the suspended ceiling; strong reduction of dirt accumulation on the ceiling thanks to very uniform air discharge and formation of an air cushion; also usable as return air inlet;

outlet consisting of:

- circular faceplate with round staggered perforations, 3 mm in diameter, and collar
- air distribution element with top connection spigot for connection to a flexible duct
- optional connection box with lateral connection spigot and suspension brackets, optionally fitted with volume flow damper adjustable at the spigot.

Materials:

- Faceplate made of galvanized sheet metal painted to RAL
- Air distribution element made of aluminium
- Connection box made of galvanized sheet metal

Make:

KRANTZ KOMponentEN

Type:

OC - R - ___ / ___ - ___

Subject to technical alteration.