

Pressure Relief Damper, Type KL-E



Safety by Pressure Relief

Pressure Relief Damper, Type KL-E

In a great variety of different applications within HVAC systems Pressure Relief Dampers manufactured by Krantz are used to limit the pressure and control it, respectively. Typical applications include the protection of ductwork from inadmissible high loading caused by positive pressure or negative pressure, positive pressure ventilation of staircases, or setting a defined pressure drop between adjacent rooms.

Quality and safety features

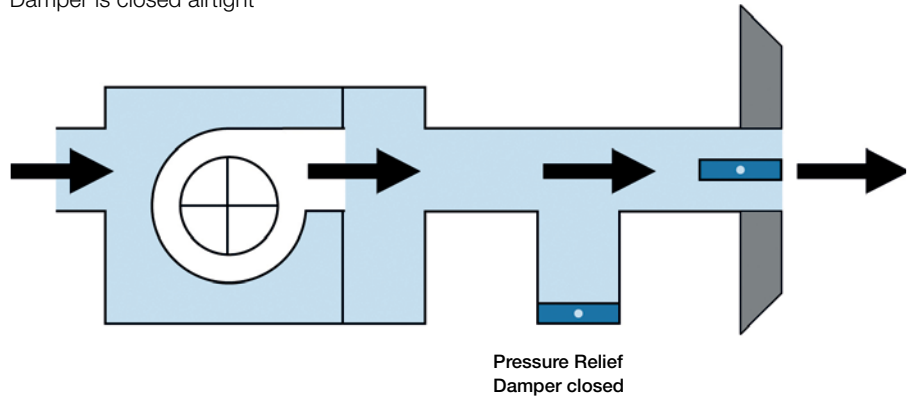
Regardless of the practical case of application, Pressure Relief Dampers made by Krantz feature the following performance characteristics:

- Automatic, merely mechanical operation without additional auxiliary energy
- High tightness in closed position
- Very large range of volumetric air flow
- Suitable for operation in systems at negative pressure and positive pressure, respectively
- Extremely short response time
- Adjustable opening pressure
- Low weight
- Easy mounting
- Low costs
- Patent protected

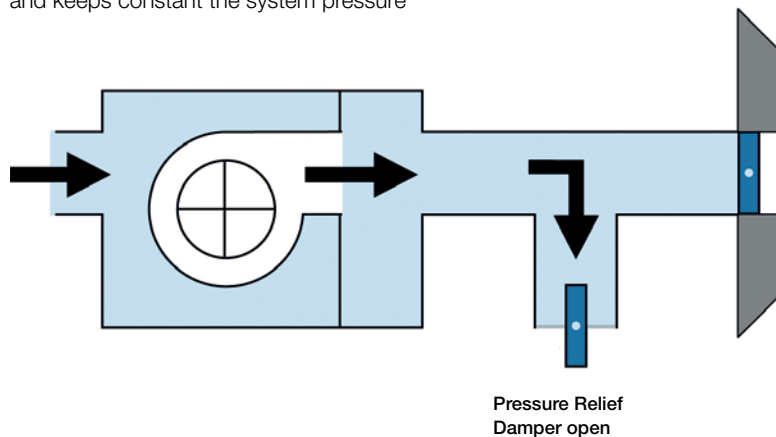
Pressure Relief Dampers, Type KL-E are high-quality components which can protect or control your HVAC systems.

Example of positive pressure limitation

During normal operation the Pressure Relief Damper is closed airtight



Before the admissible maximum is reached, the Pressure Relief Damper opens and keeps constant the system pressure



Pressure Relief Dampers for high opening pressures

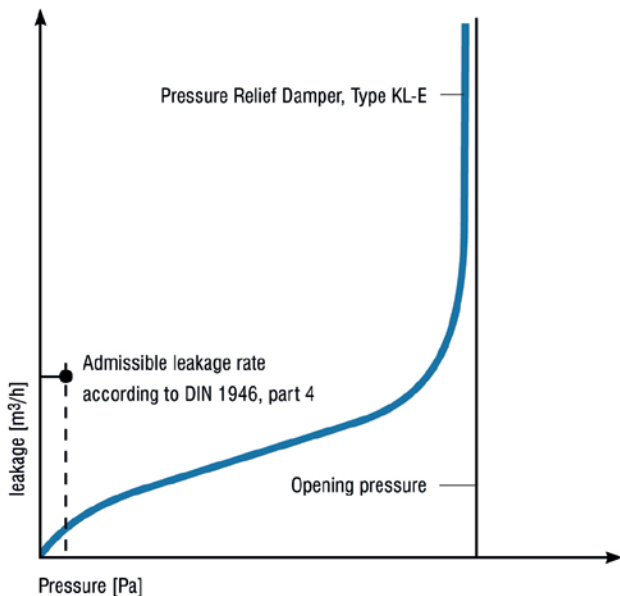
In the ductwork of HVAC systems the pressure level is subject to minor variations under condition of faultless operation. However, under fault conditions such as closing of a fire protection damper or shut off damper the pressure in the fan chamber and in the ductwork may rise abruptly on the fan's pressurized side and fall abruptly on the fan's suction side, respectively. If during that process the limits of loading of the HVAC system are exceeded, the HVAC-unit or the ductwork affected might be destroyed. To avoid this damage, Pressure Relief Damper Type KL-E or Type KL-EM has to be installed. Under condition of faultless operation of the HVAC-system, they fulfil the function of airtight shut off dampers according to the German standard DIN 1946-4. If the system pressure is in excess of an adjustable opening pressure, the damper opens automatically and prevents the pressure from rising further.

The function of the Pressure Relief Dampers Type KL-E has been qualified by TÜV Bayern (Technical Inspection agency) following prototype testing.

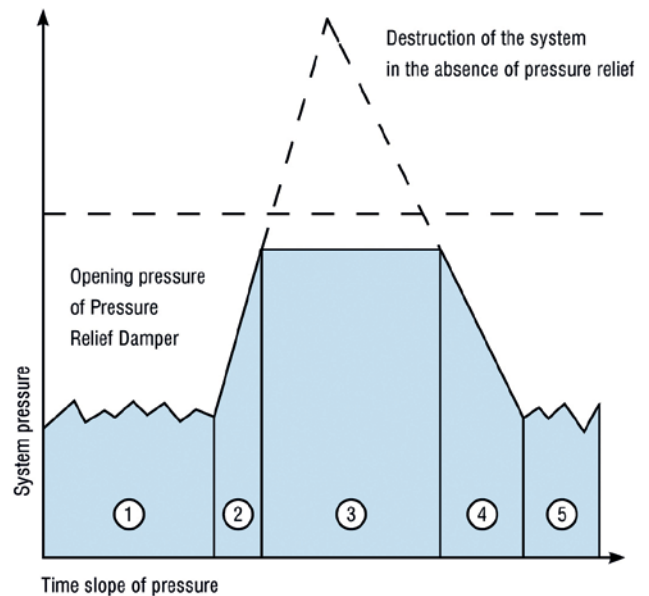
Pressure Relief Damper, Type KL-E with control function

The Pressure Relief Damper Type KL-E is a design variant provided with control function which, as soon as the opening pressure is exceeded, keeps nearly constant the pressure in the ductwork, independent of the range of volume flow. When the pressure in the ductwork reduces to its normal range after the malfunction has been remedied, the damper closes automatically.

You will find a picture of this damper on front page of the brochure.

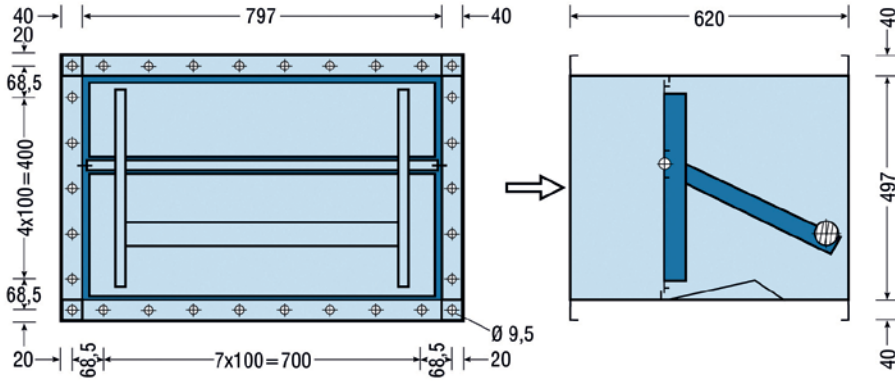


Leakage characteristic of Pressure Relief Damper

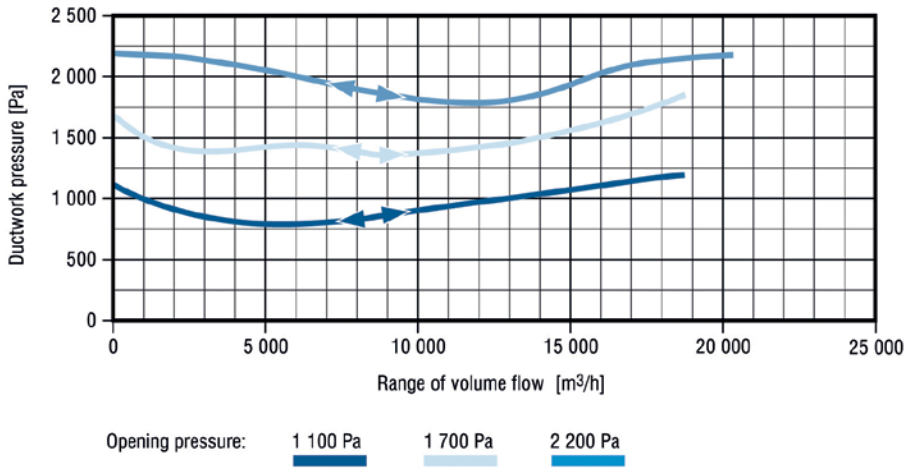


Destruction of the system in the absence of pressure relief

Dimensions and weights



Dimensional sketch of Pressure Relief Damper, Type KL-E



Characteristic lines of differential pressures of Pressure Relief Damper, Type KL-E (results of measurements made at 20 °C air temperature).

Text for tender

Pressure Relief Damper, Type KL-E

Automatic, dead-weight pressure relief dampers made of galvanized sheet steel (different material on request) with two damper blades provided with asymmetrical non-positive connection and horizontal damper hinge.

Features

- Airtight according to DIN 1946-4 in closed position
- Opens when opening pressure set is attained
- Almost equal differential pressure independent of range of volume flow (control function)
- Closes automatically when opening pressure is underrated
- Setting of opening pressure by variation of lever arm

Technical data

Fabricate:	Krantz
Type:	KL-E
Dimensions W x H x D:	797 x 497 x 620 mm
Weight:	36 kg
Range of volume flow ¹⁾ :	0 – 17 000 m ³ /h
Opening pressure, adjustable:	600 – 2 500 Pa
Opening pressure, factory set: Pa

1) Higher range of volume flow achievable by
parallel connection of several dampers

Contacts

Caverion Deutschland GmbH
Riesstraße 25
80992 München, Germany
Phone: +49 89 374288-500
Fax: +49 89 374288-520

Krantz Filter Systems and Dampers
Uersfeld 24
52072 Aachen, Germany
Phone: +49 241 434-1
Fax: +49 241 434-500

Production workshop
Mallersdorf
Schillerstraße 16
84066 Mallersdorf-Pfaffenberg, Germany

Claus Schweinheim
Division Manager
Krantz Filter Systems and Dampers
Phone: +49 241 434-501
Fax: +49 241 434-500
Mobile: +49 173 3888718
email: claus.schweinheim@krantz.de

Reinhold Goettgens
Sales Manager
Phone: +49 241 434-269
Fax: +49 241 434-500
Mobile: +49 174 1658185
email: reinhold.goettgens@krantz.de